
United Arab Emirates Flag and Official Portraits Guidelines

For Federal Entities and Embassies

UAE federal government entities may raise the UAE flag and hang official portraits of the country's leadership in accordance with the standards set in this section. The standards apply to all individuals in addition to governmental, private and public entities. No violations should occur without referring to the responsible entities.

Table of Contents

The UAE Flag

Introduction

06 UAE Flag History

Specifications

08 Flag Composition

09 Colours

09 Materials

10 Sizes

11 Outdoor Flagpole Specifications

12 Office Flag Specifications

Application

14 General Applications

16 Flag Misuse

Positioning

18 What is the correct outdoor flag position for your entity?

19 Buildings

20 Outdoors Arrangements

21 Entrances

22 Flagpoles With Different Heights

23 Meetings and Events

Protocol

25 Raising the Flag

26 Lowering the Flag

27 Flag Maintenance

27 Flagpole Maintenance

28 Flag Folding

Official Portraits

Introduction

31 General Arrangements

32 Ministries in Abu Dhabi

33 Ministries in Other Emirates

34 Local Government

35 UAE Embassies

36 Dos and Don'ts



The UAE Flag

Introduction

The UAE flag represents the UAE in all occasions—from local national events to international conferences. Use the following guidelines to treat the flag with the utmost respect and ensure that it is always placed and positioned properly.

UAE Flag History

On December 2, 1971, the late Sheikh Zayed bin Sultan Al Nahyan had officially raised the UAE flag for the first time, declaring the independence and sovereignty of the then-newly-established United Arab Emirates. Today, The UAE flag is a symbol of national pride for all Emiratis; it represents our strength, achievements, peace, happiness and forward-thinking.



Specifications

All government entities must apply the standards set in this chapter whenever handling the UAE flag. No violations should occur without referring to the UAE Government Media Office.

Flag Composition

Colours and Materials

Sizes

Outdoor Flagpole Specifications

Office Flag Specifications

Flag Composition

The Flag is rectangular—its height is half of its width, segmented into four rectangular segments: The first segment is red, located vertically at the nearest end to the flagpole and occupies a quarter of the flag width. The three remaining horizontal segments are equal in height and width and are parallel to one another; the upper segment is green, the middle is white, and the lower is black.



Head of State Flag

The Head of State flag contains the UAE federal emblem, centred in the middle of the white segment. This flag is exclusive to the President of the UAE, and no federal entity is allowed to use or raise it—domestically or internationally—under any circumstances.

Colours

White

Good deeds, generosity, and bountifulness that distinguishes Emiratis.

Pantone	R	G	B	C	M	Y	K
White	225	225	225	00	00	00	00

Red

The sacrifices made by the previous generation of Emiratis to protect the motherland, its accomplishments and its values.

Pantone	R	G	B	C	M	Y	K
186 C	200	16	46	00	100	85	06

Green

Growth, prosperity and flourishing vibrancy.

Pantone	R	G	B	C	M	Y	K
348 C	0	132	61	96	02	100	12

Black

Strength, resilience and courage.

Pantone	R	G	B	C	M	Y	K
Black C	0	0	0	10	10	10	100

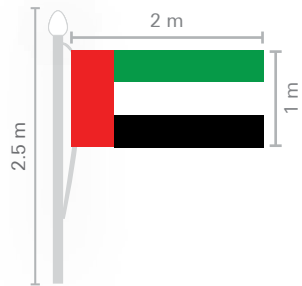
Materials

The UAE flag is always produced with durable and robust cloth that is resistant to extreme weather conditions, such as high temperatures and humidity, sandstorms and rain. All materials must allow the flag to flap.

The approved flag materials for the official application in governmental entities are polyester or heavy polyamide threads (100% Nylon). Remember to avoid the use of silk.

Sizes

The size of the flag and flagpoles vary according to where the flag is being raised. The idea is to display the flag in harmony with its environment while maintaining high visibility.




Inside offices



Inside halls



On top buildings




In front of the Building

Outdoor Flagpole Specifications

As a general rule, the flag height is equal to a third of the flagpole's. Specifications vary according to the nature of the governmental building, in terms space availability in front of the building, the building's size, and height, and the ownership of the building itself to the government entity.

For ground-fixed flagpoles outdoors, the flagpole head (flagpole tag) must have a white metal component proportional to the size of the flagpole.




White flagpole



Silver Flagpole



Head of State's Flagpole



Keep in mind...

The flagpole must be well-fixed and designed to withstand high wind speeds without producing noise when the wind blows.

Office Flag Specifications

A The Flag

- Material: De Luxe Fabric with hard canvass inside.
- Thickness: 1.0 mm.
- Dimensions: 170 x 90 cm.
- Border: Canvass border with D ring and ribbon rope for tying and fixing the pole.
- Stitching: Single strong stitching.

B The Pole

- Material: Brass.
- Colour: Gold-plated.
- Height: 2-3 m (adjustable).



Application

All governmental entities under the cabinet decree, along with their branches and affiliated buildings must apply the following standards whenever raising the UAE flag.

General Applications

Flag Misuse

Keep in mind...

The standards also apply to all individuals and governmental, private and public entities. No violations should occur to the specification or dimensions without referring to the UAE Government Media Office.


General Applications (1/2)

The following instructions are applied considering any laws or guidelines issued by the president or the UAE Cabinet regarding the state flag.




Buildings

The flag is hung at an inclination from a window or balcony, or vertically with the red segment of the flag pointing upwards.




Lampposts

During official events, the flag can be raised vertically with the red segment of the flag pointing upwards.



Tables

The flag is placed in front of Emirate delegations on meeting tables.



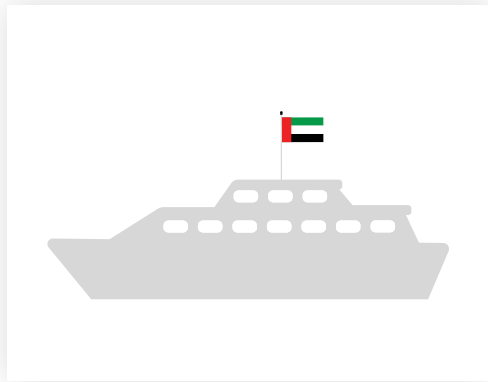
Podium

The UAE flag is raised on a flagpole behind the spokesperson to the right-hand side (observers' left). If there is a screen, the flagpole is placed to the left of the spokesperson (observers' right).

If the flag is hung horizontally, it must be behind the podium, with the flag always higher than the spokesperson's head.


General Applications (2/2)

The following instructions are applied considering any laws or guidelines issued by the President or the UAE Cabinet regarding the state flag.




Ships and Vessels In-Sailing

The state flag is raised at the centre of the ship or vessel day and night continuously on all ships and vessels (commercial or military) during its presence in the territorial waters of the country, including Fridays and official celebrations and events



Ships and Vessels Port Mooring

- The state flag is raised at the rear of the ship or vessel day and night continuously on all ships and vessels (commercial or military) during its presence in the territorial waters of the country, including Fridays and official celebrations and events.



Coffins


The red segment of the flag covers the coffin's upper part, preventing the flag from touching the ground. The flag is removed from the coffin before the end of the funeral, then folded and given to the bereaved family.




Pins

Flag pins may be produced for government officials and diplomats (2 cm in width and 1 cm in height). Never use the UAE federal emblem as a pin.

Flag Misuse



Do not add any symbols to the state flag.



Do not decorate the flag or add any designs or images or attach any pins to it.



Do not use the state flag as a cover for any type of item or object including buildings, vehicles, statues or furniture.



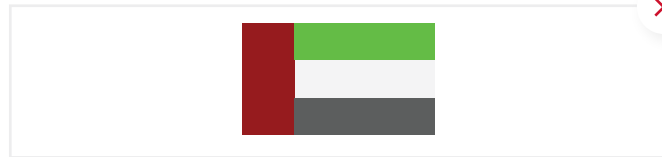
Do not use the flag for decoration, costume or any other uses that violate the original purpose of using the flag.



Do not print the flag on disposable materials such as pillows, napkins or boxes.



Do not use the flag for commercial purposes, as a trademark or a part of a trademark or for advertising and publicity.



Do not use colours other than specified in these guidelines (p.09) when using the flag in commercial applications.



Do not wrap the flag around any shapes or forms.



Do not attach any additional elements to the flag.

Positioning

This chapter clarifies how to position the flag in different contexts—from outside of buildings to stadia and meeting rooms.

Buildings

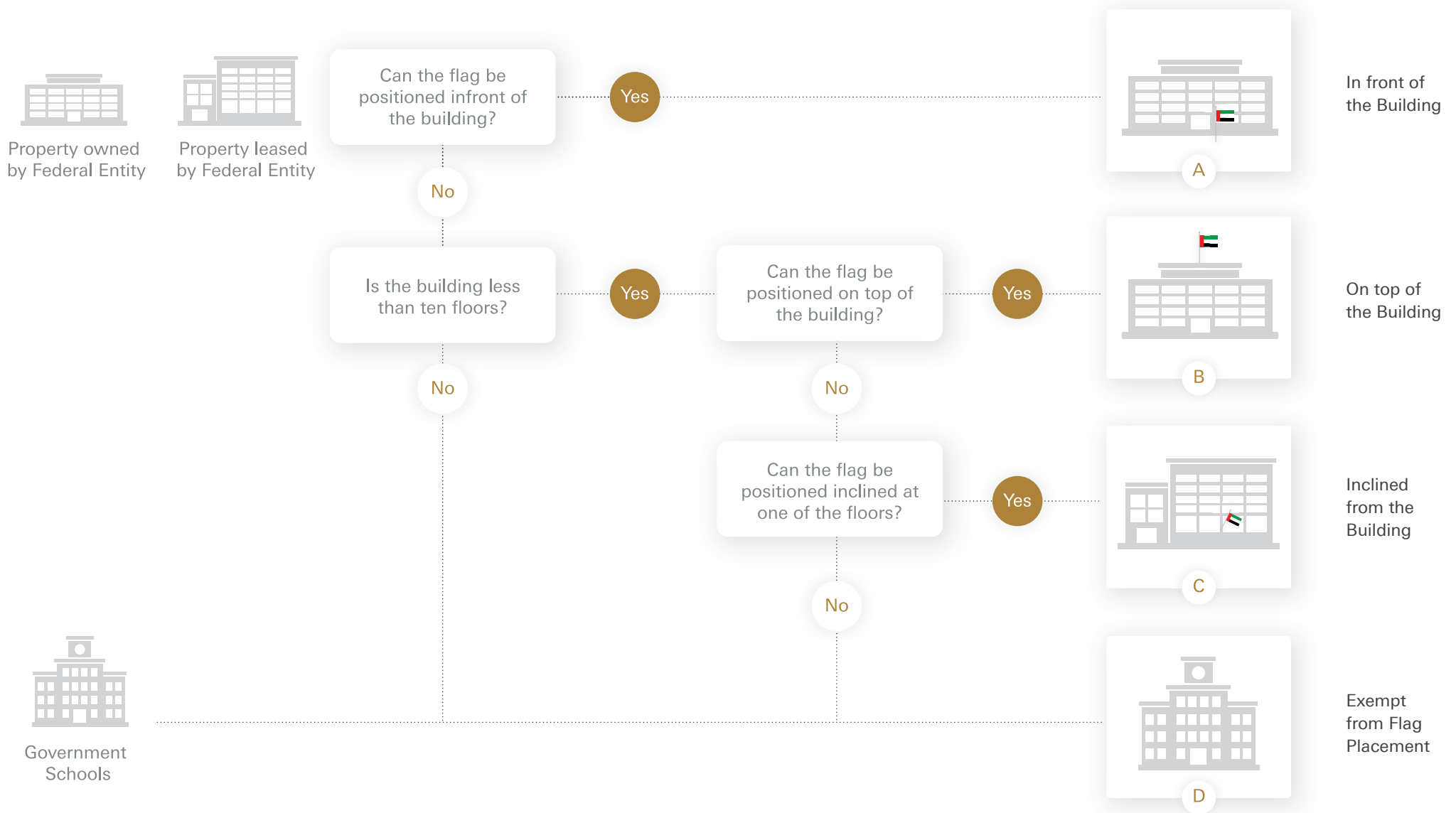
Outdoors Arrangements

Entrances

Flagpoles With Different Heights

Meetings and Events


What is the correct outdoor flag position for your entity?



Tip!


Use this flowchart on to help you identify the best flag positioning for your entity's building.

Buildings




In front of the Building

The flagpole height, flag size and base area are selected according to the building height, ensuring that the flag height shall be a third of the flagpole height.



On Top of the Building

If there is no sufficient space in front of the building, the flagpole is positioned on top of the building instead. Do not position the flag on top of the building if the building exceeds ten floors.



Inclined from the Building

The flagpole may be inclined from one of the leased floors' balconies, where the flagpole is 2.4 m in height the flag is 1.5 m in height.



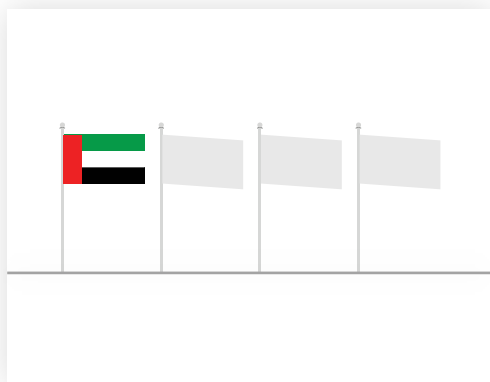
Exemptions

Entities unable to apply the positions above are exempted from placing outdoor flagpoles. In such cases, a flagpole raising the UAE flag must be placed in front of the main entrance or at the reception.

Government schools are exempt from placing outdoor flagpoles as they have flagpoles inside their yards.

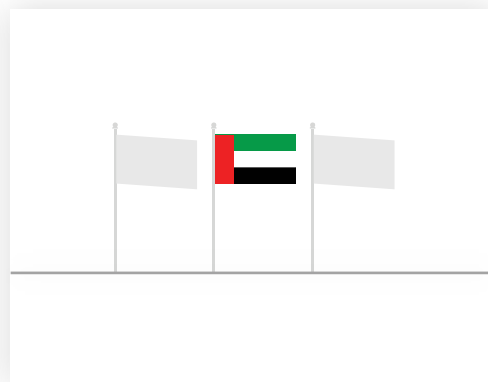
Outdoors Arrangements

The positioning of the UAE flag depends on the number of raised flags, their arrangement and their number. As a general rule inside the UAE, the UAE flag precedes other flags and is always raised in the place of honour.



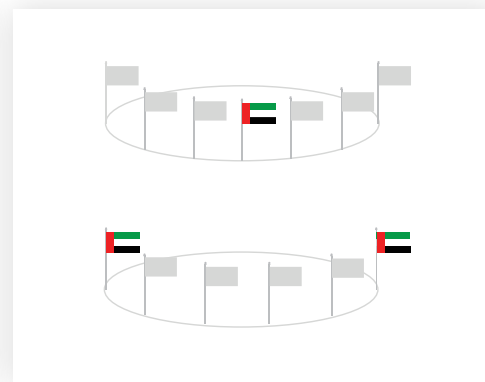
Even Number

The UAE flag is raised at the far left-hand side of the observer.



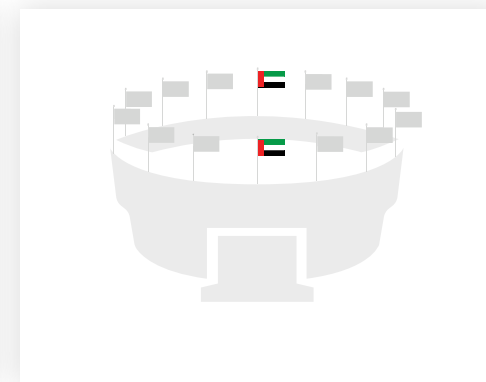
Odd Number

The UAE flag is raised at the centre.



Semi-Circle

- Even number: The UAE flag is raised at the two ends of the open semi-circle
- Odd number: The UAE flag is raised at the centre.



Closed Circle

Two UAE flags are raised, one at the entrance of the building or avenue (must be visible from outside) and another opposite the main entrance.

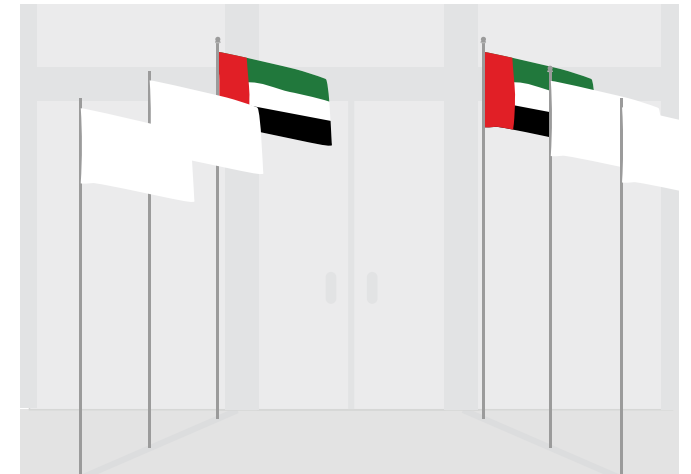
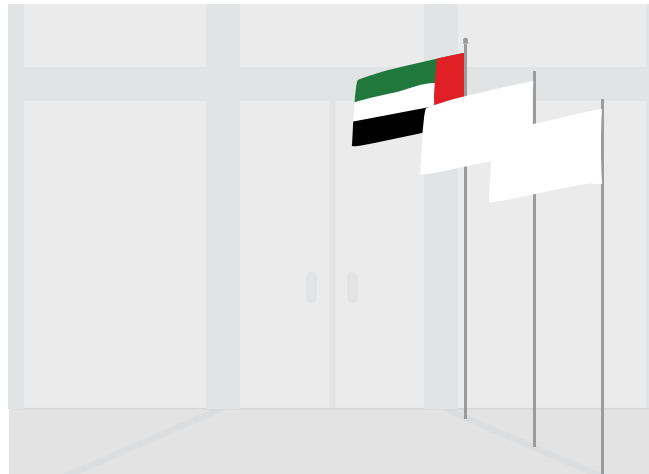
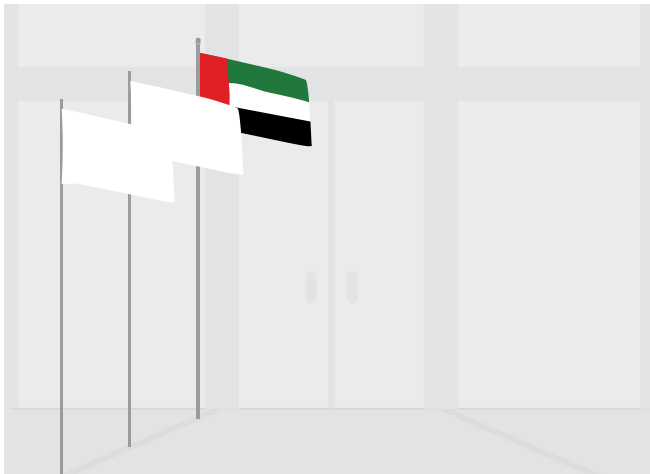
Keep in mind...

When other flags are raised besides the UAE flag, they are placed according to the protocol regulating the order of the different state flags.

Entrances

In case there are several flagpoles raised at a government building's entrance, the UAE flag is always raised nearest to the entrance.

When flagpoles are raised on both sides of the building, two UAE flags are raised on either side (nearest to the building).



Flagpoles With Different Heights

There are two main treatments in cases where outdoor flagpoles have different heights.



Raising the flag along with commercial or local flags
The UAE flag is raised on the highest flagpole.



Raising the flag along with other state flags
The taller flagpole must be free of any flags, and state flags protocol shall be followed, provided that all remaining flagpoles have the same height.

Meetings and Events

The UAE flag represents the country's participation in local, regional and international meetings and events. The UAE flag's placement varies according to the occasion and makeup of its participants.

Local Events: Chaired by UAE

The UAE flag is positioned at the Place of Honour, to the observer's left. Other flags are sorted alphabetically as follows:



When all participants are Arab states, flags are sorted in the Arabic alphabetical order from the observer's right.




When non-Arab states are present, flags are sorted in the English alphabetical order from the observer's left.

Local Events: Not Chaired by UAE

All flags are sorted alphabetically as follows:



When all participants are Arab states, flags are sorted in the Arabic alphabetical order from the observer's right.



When non-Arab states are present, flags are sorted in the English alphabetical order from the observer's left.



The Arab League

Flags are sorted as per The Arab League's protocol.



Gulf Cooperation Council (GCC)

The flags of GCC states are sorted from the observer's right in the Arabic alphabetical order. The UAE flag is first from the observer's right.



International Events

Flags are sorted as per the organizations' (e.g. United Nations) protocols.

Tip!

You can always contact the UAE Government Media Office if you need any clarification: gov.brand@pdo.gov.ae

Protocol

The UAE flag must be permanently raised on buildings of federal and local government entities at all times. This chapter details the best practices associated with raising and lowering the flag, and how to maintain and store it.


Raising the Flag

Lowering the Flag

Flag Maintenance

Flag Folding

Raising the Flag

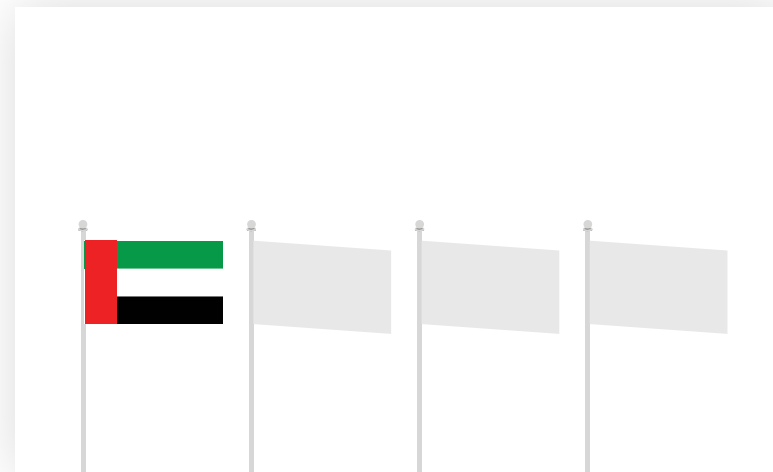


Raising the Flag

- Flag specifications (e.g. dimensions, colours, materials) must be met before raising the flag.
- Flags that are worn, damaged or discoloured must be replaced and never raised.
- If the flag is raised in a horizontal position, the red section of the flag must be on the left-hand side of the observer facing the flag.
- The flag must be raised at a reasonable speed.
- The flag must be raised to the top of the flagpole and tightly secured.
- While the flag is being raised, it must be saluted by military personnel. Any passing person at the location must stand still to show respect during the flag-raising ceremony.

Keep in mind...

Any person present in a place where the national anthem is being played in the presence of a raised state flag shall stand up facing the flag.



Raising the Flag with Other Flags

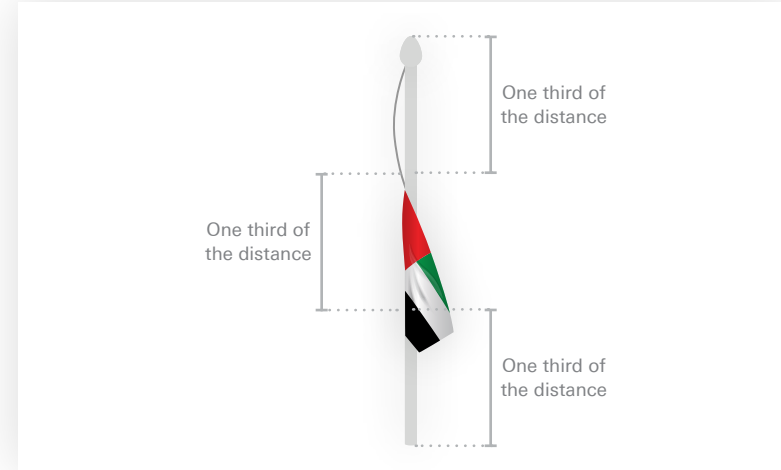
- Raising other countries' flags is allowed only in official events and celebration of these countries, provided that the UAE flag is raised to accompany it. This also applies when raising flags in public avenues and vehicles.
- The UAE flag must not be hung or raised lower than any other flag.
- The UAE flag must be raised first; followed by the other flags. Follow the applicable protocols in cases of regional or international events.

Lowering the Flag



Lowering

- While the flag is being lowered, it must be saluted by military personnel. Any passing person at the location must stand still to show respect during the flag-lowering ceremony.
- To prevent the flag from falling or touching the ground due to weather conditions or vehicle accidents, the flag must first be lowered and untied from the flagpole, folded and stored until the flagpole is repaired or replaced. Please refer to p.28 for folding instructions.
- If the UAE flag was present along with other countries' flags, it is preferred to half-mast and lower all flags simultaneously. If not possible, the UAE flag shall be the last to be lowered or in half-mast position.



Half-Mast

- A raised flag on a flagpole is half-mast in the event of officially declaring a national mourning day.
- In the case of the state mourning the death of any individuals identified by the government, all UAE diplomatic missions, embassies and consulates abroad must half-mast their flags along the specified mourning period upon notice from the Ministry of Foreign Affairs & International Cooperation.
- The raised flag must be lowered to the bottom of the flagpole first, then raised it to the half-mast position.
- If the flagpole is clear of any flags, the flag is raised first to the highest point of the flagpole, then lowered slowly to the middle of the flagpole position.

Flag Maintenance



- The flag must be cleaned and ironed regularly.
- The flag must be inspected every time before raising to ensure it is free from any damage, discolouring or tearing.
- The flag must be inspected after intense storms or abnormal weather conditions to ensure its integrity and ability to flap freely.
- The flag must be replaced periodically to maintain its colour and quality.
- Flags that worn, torn or discoloured must always be replaced—regardless of the severity of damage.
- While replacing a damaged flags, the flag shall be lowered slowly, folded and kept in a suitable place.
- Damaged flags may be recycled by disintegrating their parts so that they no longer represent the shape of the flag, nor indicate its previous representation.
- Burning the flag must be avoided to preserve the environment.
- Flags must be folded at the conclusion of an official mission or event.
- Flags that are not in use must be folded and stored in the flag case.
- It is forbidden to drop, destroy or insult the flag in any way. Such acts include tearing it apart, lowering it from the raised position or committing any act that expresses contempt, hatred, or disrespect towards the flag. Whoever commits such acts shall be punished according to the article (3) of Federal Law No. (2) of 1971.

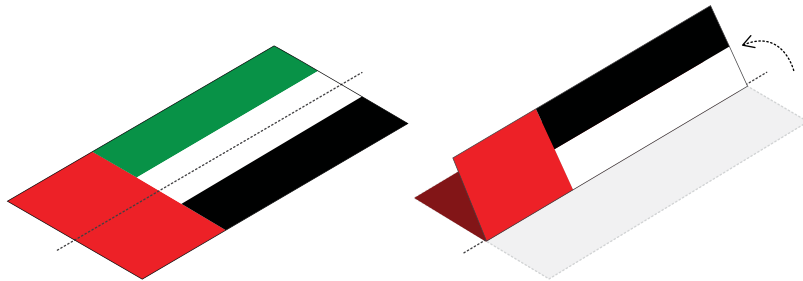
Flagpole Maintenance



- Flagpoles must be cleaned periodically from any dirt or rust that may distort its general appearance or tarnishes the flag when being raised on the flagpole.
- The highest safety standards of flagpole components must be met. Flagpoles must undergo regular maintenance to ensure the safety of those in charge of raising and lowering the flag as well as the safety of the flag itself.
- The flag pole must be inspected after sandstorms or other abnormal weather conditions to ensure the flagpole's safety and guarantee it is in good condition.

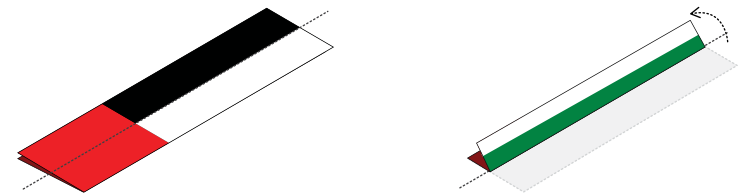
Flag Folding

1



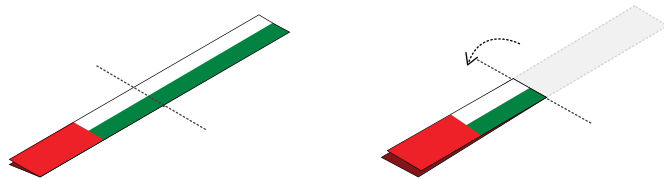
Straighten the flag and fold it at the centre along its horizontal edge.

2



Fold the flag again at the centre along its horizontal edge.

3



Fold the flag vertically at the centre.

4



Fold the flag vertically at the centre again.

Official Portraits



Introduction

This chapter clarifies how government entities may hang portraits of the UAE leadership in their buildings, covering arrangements for different entities across the UAE and abroad.

General Arrangements

Ministries in Abu Dhabi

Ministries in Other Emirates

Local Government

UAE Embassies

Dos and Don'ts

General Arrangements

Two Portraits



The late Sheikh Zayed bin
Sultan Al Nahyan



His Highness Sheikh Khalifa bin Zayed Al
Nahyan, President of the UAE

Three Portraits



His Highness Sheikh Khalifa bin Zayed Al
Nahyan, President of the UAE



The late Sheikh Zayed bin
Sultan Al Nahyan



His Highness Sheikh Mohammed bin
Rashid Al Maktoum, Vice President,
Prime Minister and Ruler of Dubai

Ministries in Abu Dhabi



The late Sheikh Zayed bin Sultan Al Nahyan



His Highness Sheikh Khalifa bin Zayed Al Nahyan, President of the UAE



His Highness Sheikh Mohammed bin Rashid Al Maktoum, Vice President, Prime Minister and Ruler of Dubai



His Highness Sheikh Mohamed bin Zayed Al Nahyan, Crown Prince of Abu Dhabi and Deputy Supreme Commander of the UAE Armed Forces

Ministries in Other Emirates

Ministries in Other Emirates

Four portraits



The late Sheikh Zayed bin Sultan Al Nahyan



His Highness Sheikh Khalifa bin Zayed Al Nahyan, President of the UAE



His Highness Sheikh Mohammed bin Rashid Al Maktoum, Vice President, Prime Minister and Ruler of Dubai



His Highness the Ruler of the Emirate

Ministries in Other Emirates

Five portraits



His Highness the Ruler of the Emirate



His Highness Sheikh Khalifa bin Zayed Al Nahyan, President of the UAE



The late Sheikh Zayed bin Sultan Al Nahyan



His Highness Sheikh Mohammed bin Rashid Al Maktoum, Vice President, Prime Minister and Ruler of Dubai



His Highness the Crown Prince of the Emirate

Local Government

In Abu Dhabi



His Highness Sheikh Khalifa bin Zayed Al Nahyan, President of the UAE



The late Sheikh Zayed bin Sultan Al Nahyan



His Highness Sheikh Mohamed bin Zayed Al Nahyan, Crown Prince of Abu Dhabi and Deputy Supreme Commander of the UAE Armed Forces

In Other Emirates



The late Sheikh Zayed bin Sultan Al Nahyan



His Highness Sheikh Khalifa bin Zayed Al Nahyan, President of the UAE



His Highness the Ruler of the Emirate



His Highness the Crown Prince of the Emirate

UAE Embassies

Three Portraits



His Highness Sheikh Khalifa bin Zayed
Al Nahyan, President of the UAE



The late Sheikh Zayed bin
Sultan Al Nahyan



His Highness Sheikh Mohammed bin
Rashid Al Maktoum, Vice President,
Prime Minister and Ruler of Dubai

Dos and Don'ts

- All portraits on the same wall must have the same size.
- All frames must be of the same material and colour.
- Portraits must be visible with a direct line of sight.
- Always align and place the portraits properly.
- If there space is not sufficient in the main reception area, place the portraits in the main board meeting room.
- Do not add titles or names on (or under) the frames.
- Do not place logos and portraits on the same wall.
- Do not manipulate the images in any way.
- Do not change the order of the portraits.

Keep in mind...

Use only the official portraits; for custom portraits, you must request permission from the UAE Government Media Office in advance.

United Arab Emirates Flag and Official Portraits Guidelines

This document is published and distributed by the UAE Government Media Office.

Visit the [online portal](#) to access these guidelines online or download design templates and other brand assets.

For more information, please contact gov.brand@pdo.gov.ae.